

SAP

E_HANABW151

SAP Certified Application Specialist - SAP BW on SAP HANA (Edition 2015)

**For More Information – Visit link below:
<http://www.certsgrade.com/>**

Version = Product



Question: 1

How can you describes a closed data set and a self-contained data set in one word?

Please choose the correct answer.

Response:

- A. Disaggregate
- B. Set Values
- C. Info cube
- D. Restrict

Answer: C

Question: 2

What are the three main steps of EPM Model: Business Objects?

There are 3 correct answers to this question.

Response:

- A. Generator
- B. Sales
- C. Stock
- D. Procurement
- E. Transformation

Answer: BCD

Question: 3

For what DB connections can be used as source systems and also enables the data transfer from external DataBase tables?

Please choose the correct answer.

Response:

- A. SAP DW
- B. SAP BW
- C. SAP ERP
- D. SAP EDW

Answer: B

Question: 4

Identify the processes that populate the persistency layers of the EDW Model with cleansed and consolidated, consistent and harmonized data in an adequate periodicity?

Please choose the correct answer.

Response:

- A. Data process
- B. ETL process
- C. WAS process
- D. AIS process

Answer: B

Question: 5

The migration of the database to HANA will show significant performance gains. What are they?

There are 2 correct answers to this question.

Response:

- A. Virtualization Layer only on top of Architected Data Mart and only UNION
- B. The query performance will be significantly faster.
- C. There will be less volume on the database even if the data volume itself remains the same, since indices are no longer necessary.
- D. Result of transformations stored in additional persistent Layer, i.e. Architected Data Mart

Answer: BC

Question: 6

Which of the following is not an advantage offered by semantically partitioned object with compared to standard InfoCubes or standard DataStore objects?

Please choose the correct answer.

Response:

- A. Close data connection
- B. Working with different time zone
- C. Elaborate the typical business scenarios with SAP HANA
- D. Better performance with mass data

Answer: C

Question: 7

Which are the main benefits of converting to HANA - Optimized DSO?

There are 2 correct answers to this question.

Response:

- A. Significantly active data
- B. Faster reporting on DSO data
- C. Data Layering
- D. Performance check

Answer: AB

Question: 8

Which component is a part of Enterprise Data Warehouse Layer?

Please choose the correct answer.









Response:

- A. Data acquisition Layer
- B. Proportional Layer
- C. Transactional Layer
- D. Reporting Layer

Answer: A

For More Information – **Visit link below:**
<http://www.certsgrade.com/>

PRODUCT FEATURES

-  **100% Money Back Guarantee**
-  **90 Days Free updates**
-  **Special Discounts on Bulk Orders**
-  **Guaranteed Success**
-  **50,000 Satisfied Customers**
-  **100% Secure Shopping**
-  **Privacy Policy**
-  **Refund Policy**



WE ACCEPT

